




















LISTE		TOTALE		SEZIONI ELETTORALI												
		voti	%	1	2	3	4	5	6	7	8	9	10	11	12	13
1	 LEGA - SALVINI PREMIER	2.584	36,2%	218	134	199	202	195	178	259	220	254	170	170	154	231
2	 CASAPOUND - DESTRE UNITE	20	0,3%	1	2	1	0	1	1	5	4	1	1	1	1	1
3	 MOVIMENTO CINQUE STELLE	949	13,3%	74	45	68	63	69	109	102	97	80	44	55	59	84
4	 PARTITO PIRATA	20	0,3%	0	1	1	3	2	1	2	5	2	0	0	1	2
5	 PARTITO ANIMALISTA	54	0,8%	3	2	3	5	7	5	3	5	7	5	2	1	6
6	 PARTITO COMUNISTA	138	1,9%	9	1	20	12	11	7	10	16	7	6	15	10	14
7	 FRATELLI D'ITALIA - MELONI	325	4,6%	26	15	26	24	22	29	34	26	28	28	15	22	30
8	 POPOLARI PER L'ITALIA	7	0,1%	0	0	1	2	1	0	2	0	0	1	0	0	0
9	 FORZA NUOVA	9	0,1%	1	2	0	1	0	0	2	1	1	0	0	0	1
10	 IL POPOLO DELLA FAMIGLIA	18	0,3%	1	0	0	1	0	5	0	1	4	0	1	2	3
11	 LA SINISTRA	107	1,5%	7	3	10	8	8	7	10	17	3	11	6	13	4
12	 FORZA ITALIA - BERLUSCONI	353	4,9%	15	18	24	20	20	55	30	38	31	36	28	19	19
13	 EUROPA VERDE	126	1,8%	15	4	9	12	10	10	15	9	13	11	6	4	8
14	 PIU' EUROPA - ITALIA COMUNE	119	1,7%	6	5	9	9	6	12	16	14	11	11	6	9	5
15	 PD - SIAMO EUROPEI	2.308	32,3%	185	118	191	249	132	157	198	181	221	129	193	209	145
Totale voti validi		7.137		561	350	562	611	484	576	688	634	663	453	498	504	553
Voti contestati e non assegnati		0	0,0%	0	0	0	0	0	0	0	0	0	0	0	0	0
Schede bianche		102	1,4%	10	7	11	10	9	6	3	11	15	3	5	5	7
Schede nulle		177	2,4%	10	17	12	13	14	9	25	15	12	14	10	10	16
Voti nulli		0	0,0%	0	0	0	0	0	0	0	0	0	0	0	0	0
Totale votanti		7.416	71,7%	581	374	585	634	507	591	716	660	690	470	513	519	576
Aventi diritto al voto		10.340		814	523	839	893	698	893	998	911	915	651	716	700	789

 LISTA N. 1 LEGA - SALVINI PREMIER		SEZIONI ELETTORALI													TOTALE
		1	2	3	4	5	6	7	8	9	10	11	12	13	
1	Matteo SALVINI	14	20	15	23	28	32	26	28	29	21	19	16	23	294
2	Simona Renata BALDASSARRE	0	1	0	0	0	0	1	0	0	0	0	1	0	3
3	Matteo ADINOLFI	0	1	0	1	0	0	0	1	0	0	0	0	1	4
4	Jacopo ALBERTI	2	0	0	2	0	3	0	0	1	0	0	0	0	8
5	Leo BOLLETTINI	0	0	0	0	0	0	0	0	0	0	0	0	0	0
6	Anna BONFRISCO detta Cinzia	0	0	0	0	0	0	0	0	0	0	0	0	1	1
7	Susanna CECCARDI	7	1	4	5	1	4	7	3	7	2	1	3	7	52
8	Mauro LUCENTINI	0	0	0	0	0	0	0	0	0	0	0	0	0	0
9	Stefano PASTORELLI	0	0	0	0	0	0	0	0	0	0	0	0	0	0
10	Angelo PAVONCELLO	0	0	0	0	0	0	0	0	0	0	0	0	0	0
11	Francesca PEPPUCCI	0	0	0	0	0	0	0	1	0	0	0	0	0	1
12	Luisa REGIMENTI	0	1	0	1	0	0	0	0	0	3	1	0	0	6
13	Antonio Maria RINALDI	0	3	2	1	1	0	6	1	3	1	0	2	3	23
14	Maria Veronica ROSSI	0	0	0	0	0	0	1	0	0	0	0	0	0	1
15	Elena VIZZOTTO	7	0	2	2	1	1	0	0	0	2	2	0	3	20
Totale voti di preferenza		23	27	21	33	30	39	41	34	40	27	21	22	35	413

 LISTA N. 2 CASAPOUND - DESTRE UNITE		SEZIONI ELETTORALI													TOTALE
		1	2	3	4	5	6	7	8	9	10	11	12	13	
1	Simone DI STEFANO	0	0	0	0	0	1	1	0	0	1	0	1	0	4
2	Carlotta CHIARALUCE	0	0	0	0	0	0	0	0	0	0	0	0	0	0
3	Sara BENIGNI	0	0	0	0	0	0	0	0	0	0	0	0	0	0
4	Piergiorgio BONOMI	0	0	0	0	0	0	0	0	0	0	0	0	0	0
5	Sergio FUCITO	0	0	0	0	0	0	0	0	0	0	0	0	0	0
6	Elisa GASPARRONI	0	0	0	0	0	0	0	0	0	0	0	0	0	0
7	Arianna GRANDINETTI	0	0	0	0	0	0	0	0	0	0	0	0	0	0
8	Cristina IACOVACCI	0	0	0	0	0	0	0	0	0	0	0	0	0	0
9	Gian Piero JOIME	0	0	0	0	0	0	0	0	0	0	0	0	0	0
10	Giuseppe LAVALLE	0	0	0	0	0	0	0	0	0	0	0	0	0	0
11	Nunziata PROVITINA	0	0	0	0	0	0	0	0	0	0	0	0	0	0
12	Chiara Ambra ROMANO	0	0	0	0	0	0	0	0	0	0	0	0	0	0
13	Michele SGARIGLIA	0	0	0	0	0	0	0	0	0	0	0	0	0	0
14	Augusto SINAGRA	0	0	0	0	0	0	0	0	0	0	0	0	0	0
15	Claudio TAGLIA	0	0	0	0	0	0	0	0	0	0	0	0	0	0
Totale voti di preferenza		0	0	0	0	0	1	1	0	0	1	0	1	0	4

 LISTA N. 3 MOVIMENTO CINQUE STELLE		SEZIONI ELETTORALI													TOTALE
		1	2	3	4	5	6	7	8	9	10	11	12	13	
1	Daniela RONDINELLI	3	0	1	0	0	0	0	5	0	0	0	0	0	9
2	Fabio Massimo CASTALDO	0	1	0	2	0	0	1	3	0	0	1	1	0	9
3	Filippo NOGARIN	8	3	9	2	5	7	1	7	3	3	4	3	4	59
4	Dario TAMBURRANO	0	0	1	0	0	2	0	0	0	0	0	0	0	3
5	Laura AGEA	0	0	2	0	0	2	0	0	0	0	0	0	0	4
6	Silvia NOFERI	0	0	2	1	0	0	0	0	0	0	0	0	0	3
7	Elisabetta ZUCCARO	0	0	0	0	0	0	0	0	0	0	1	0	0	1
8	Tiziana ALTERIO	0	0	0	0	0	2	0	0	1	0	0	0	0	3
9	Lisa GIUGGIOLINI	0	0	1	0	0	0	0	0	0	0	0	0	0	1
10	Luca CIARROCCA	0	0	0	0	0	0	0	0	0	0	0	0	0	0
11	Stella VISCONTI	0	0	1	0	0	0	0	0	0	0	0	0	0	1
12	Gianluca MACONE	0	0	0	0	0	0	0	0	0	0	0	0	0	0
13	Concetta MAESTRINI	0	0	0	0	0	0	1	0	0	0	0	0	0	1
14	Nicola MAGI	0	0	0	0	0	0	0	0	0	0	0	0	0	0
15	Cosimo GIORGETTI	0	0	0	0	0	0	0	0	0	0	0	0	0	0
Totale voti di preferenza		11	4	17	5	5	13	3	15	4	3	6	4	4	94

(a cura del Servizio Sistemi Informativi)


 LISTA N. 4 PARTITO PIRATA		SEZIONI ELETTORALI													TOTALE
		1	2	3	4	5	6	7	8	9	10	11	12	13	
1	Maria Chiara PIEVATOLO	0	0	0	0	0	0	0	0	0	0	0	0	0	0
2	Felice ZINGARELLI	0	0	0	0	0	0	0	0	0	0	0	0	0	0
3	Sara BONANNO	0	0	0	0	0	0	0	0	0	0	0	0	0	0
4	Marco Anselmo Luca CALAMARI	0	0	0	0	0	0	0	0	0	0	0	0	0	0
5	Monica AMICI	0	0	0	0	0	0	0	0	0	0	0	0	0	0
6	Michele PINASSI	0	0	0	0	0	0	0	0	0	0	0	0	0	0
7	Cristina Diana BARGU	0	0	0	0	0	0	0	0	0	0	0	0	0	0
8	Emmanuele SOMMA	0	0	0	0	0	0	0	0	0	0	0	0	0	0
9	Valentina PIATTELLI	0	0	0	0	0	0	0	0	0	0	0	0	0	0
10	Luigi DI LIBERTO	0	0	0	0	0	0	0	0	0	0	0	0	0	0
11	Flavio DEL SOLDATO	0	0	0	0	0	0	0	0	0	0	0	0	0	0
12															
13															
14															
15															
Totale voti di preferenza		0	0	0	0	0	0	0	0	0	0	0	0	0	0

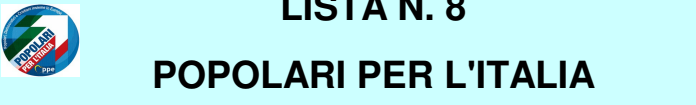
 LISTA N. 5 PARTITO ANIMALISTA		SEZIONI ELETTORALI													TOTALE
		1	2	3	4	5	6	7	8	9	10	11	12	13	
1	Cristiano CERIELLO	0	0	0	0	0	0	0	0	0	0	0	0	0	0
2	Anna Tonia RAVICINI	0	0	0	0	0	0	0	0	0	0	0	0	0	0
3	Stefano FUCCELLI	0	0	0	0	0	0	0	0	0	0	0	0	0	0
4	Alberto MUSACCHIO	0	0	0	0	0	0	0	0	0	0	0	0	0	0
5	Annunziata BRUNO	0	0	0	0	0	0	0	0	0	0	0	0	0	0
6	Daniela RINALDINI	0	0	0	0	0	0	0	0	0	0	0	0	0	0
7	Luisantonio ZANIN	0	0	0	0	0	0	0	0	0	0	0	0	0	0
8	Alberto MONTORO	0	0	0	0	0	0	0	0	0	0	0	0	0	0
9	Isabella CAMPANA	0	0	0	0	0	0	0	0	0	0	0	0	0	0
10															
11															
12															
13															
14															
15															
Totale voti di preferenza		0	0	0	0	0	0	0	0	0	0	0	0	0	0


(a cura del Servizio Sistemi Informativi)


 LISTA N. 6 PARTITO COMUNISTA		SEZIONI ELETTORALI													TOTALE
		1	2	3	4	5	6	7	8	9	10	11	12	13	
1	Marco RIZZO	0	0	1	1	0	0	0	0	0	0	0	0	1	3
2	Laura BERGAMINI	0	0	0	1	0	0	0	0	1	0	0	0	0	2
3	Alessandro MUSTILLO	0	0	0	0	0	0	0	0	1	0	0	0	0	1
4	Eleonora D'ANTONI	0	0	0	1	0	0	0	0	0	0	0	0	0	1
5	Lorenzo LANG	0	0	0	0	0	0	0	0	0	0	0	0	0	0
6	Daniela GIANNINI	0	0	0	0	0	0	0	0	0	0	0	0	0	0
7	Salvatore CATELLO	0	0	0	0	0	0	0	0	0	0	0	0	0	0
8	Laura BIANCINI	0	0	0	0	0	0	0	0	0	0	0	0	0	0
9	Tiziano CENSI	0	0	0	0	0	0	0	0	0	0	0	0	0	0
10	Lucia FIRMANI	0	0	0	0	0	0	0	0	0	0	0	0	0	0
11	Fabio Massimo VERNILLO	0	0	0	0	0	0	0	0	0	0	0	0	0	0
12	Silvia STEFANI	0	0	0	0	0	0	0	0	0	0	0	0	0	0
13	Benedetto CROCCO	0	0	0	0	0	0	0	0	0	0	0	0	0	0
14	Ingrid SATTEL	0	0	0	0	0	0	0	0	0	0	0	0	0	0
15	Yuri DI BENEDETTO	0	0	0	0	0	0	0	0	0	0	0	0	0	0
Totale voti di preferenza		0	0	1	3	0	0	0	0	2	0	0	0	1	7


(a cura del Servizio Sistemi Informativi)


 LISTA N. 7 FRATELLI D'ITALIA - MELONI		SEZIONI ELETTORALI													TOTALE
		1	2	3	4	5	6	7	8	9	10	11	12	13	
1	Giorgia MELONI	4	3	5	7	4	4	4	3	8	7	2	0	6	57
2	Francesco ACQUAROLI	0	0	0	0	0	0	0	0	0	0	0	0	0	0
3	Arianna ALESSANDRINI	0	0	0	0	0	0	0	0	0	0	0	0	0	0
4	Roberta ANGELILLI	0	0	0	0	0	0	0	0	0	0	0	0	0	0
5	Alfredo ANTONIOZZI	0	0	0	0	0	0	0	1	0	0	0	0	0	1
6	Monica Stefania BALDI	0	0	1	0	0	2	0	1	0	0	0	0	0	4
7	Marco BERTOLINI	0	0	0	1	0	1	1	0	0	1	0	0	2	6
8	Ida COLLU	0	0	0	0	0	0	0	0	0	0	0	0	0	0
9	Fabrizio GHERA	0	0	0	0	0	0	0	0	0	0	0	0	0	0
10	Alessio PESTELLI	0	0	1	0	1	0	0	0	0	0	0	0	0	2
11	Diego PETRUCCI	0	0	2	0	0	0	0	0	3	1	0	0	2	8
12	Federica PICCHI	0	1	0	0	0	0	1	0	0	0	0	0	0	2
13	Nicola PROCACCINI	0	0	0	0	0	0	1	0	0	0	0	0	0	1
14	Luca ROMAGNOLI	0	0	0	0	0	0	0	0	0	0	0	0	0	0
15	Michela SCIURPA	0	0	0	0	0	0	0	0	0	0	0	0	0	0
Totale voti di preferenza		4	4	9	8	5	7	7	5	11	9	2	0	10	81


		SEZIONI ELETTORALI													TOTALE
		1	2	3	4	5	6	7	8	9	10	11	12	13	
1	Antonfrancesco VENTURINI	0	0	0	0	0	0	0	0	0	0	0	0	0	0
2	Vania BRACALETTI	0	0	0	0	0	0	0	0	0	0	0	0	0	0
3	Orazio ANANIA	0	0	0	0	0	0	0	0	0	0	0	0	0	0
4	Elisabetta CAMPUS	0	0	0	0	0	0	0	0	0	0	0	0	0	0
5	Elvio COVINO	0	0	0	0	0	0	0	0	0	0	0	0	0	0
6	Rosapia FARESE	0	0	0	0	0	0	0	0	0	0	0	0	0	0
7	Alessandro COLUZZI	0	0	0	0	0	0	0	0	0	0	0	0	0	0
8	Maria Rosaria CIPOLLINI	0	0	0	0	0	0	0	0	0	0	0	0	0	0
9	Marco MONDINI	0	0	0	0	0	0	0	0	0	0	0	0	0	0
10	Emanuela PETER	0	0	0	0	0	0	0	0	0	0	0	0	0	0
11	Francesco RABOTTI	0	0	0	0	0	0	0	0	0	0	0	0	0	0
12	Noemi Paola RICCARDI	0	0	0	0	0	0	0	0	0	0	0	0	0	0
13	Uliano SALVATORI	0	0	0	0	0	0	0	0	0	0	0	0	0	0
14	Gabriella Maria STRIZZI	0	0	0	0	0	0	0	0	0	0	0	0	0	0
15	Rita BONFIOLI	0	0	0	0	0	0	0	0	0	0	0	0	0	0
Totale voti di preferenza		0	0	0	0	0	0	0	0	0	0	0	0	0	0

 LISTA N. 9 FORZA NUOVA		SEZIONI ELETTORALI													TOTALE
		1	2	3	4	5	6	7	8	9	10	11	12	13	
1	Roberto FIORE	0	0	0	0	0	0	0	0	0	0	0	0	0	0
2	Ramona CASTELLINO	0	0	0	0	0	0	0	0	0	0	0	0	0	0
3	Salvatore CABRAS	0	0	0	0	0	0	0	0	0	0	0	0	0	0
4	Natascia PERINO	0	0	0	0	0	0	0	0	0	0	0	0	0	0
5	Francesco VIRGILI	0	0	0	0	0	0	0	0	0	0	0	0	0	0
6	Martina BORRA	0	0	0	0	0	0	0	0	0	0	0	0	0	0
7	Fulvio Carlo MAIORCA	0	0	0	0	0	0	0	0	0	0	0	0	0	0
8	Michela RAMAGLIONI	0	0	0	0	0	0	0	0	0	0	0	0	0	0
9	Guido SANTONI	0	0	0	0	0	0	0	0	0	0	0	0	0	0
10	Sonia BIANCHI	0	0	0	0	0	0	0	0	0	0	0	0	0	0
11	Andrea CERCHI	0	0	0	0	0	0	0	0	0	0	0	0	0	0
12	Fedora Patrizia RIZZO	0	0	0	0	0	0	0	0	0	0	0	0	0	0
13	Michele DE LAZZARO	0	0	0	0	0	0	0	0	0	0	0	0	0	0
14	Natascia DE SANCTIS	0	0	0	0	0	0	0	0	0	0	0	0	0	0
15	Alessandro DOLCI	0	0	0	0	0	0	0	0	0	0	0	0	0	0
Totale voti di preferenza		0	0	0	0	0	0	0	0	0	0	0	0	0	0


 LISTA N. 10 IL POPOLO DELLA FAMIGLIA		SEZIONI ELETTORALI													TOTALE
		1	2	3	4	5	6	7	8	9	10	11	12	13	
1	Mario ADINOLFI	0	0	0	0	0	2	0	0	0	0	0	0	0	2
2	Silvia Camilla AVAGNINA	0	0	0	0	0	0	0	0	0	0	0	0	0	0
3	Enrico FINETTI	0	0	0	0	0	0	0	0	0	0	0	0	0	0
4	Laura TERRANA	0	0	0	0	0	0	0	0	0	0	0	0	0	0
5	Guido PIANESELLI	0	0	0	0	0	0	0	0	0	0	0	0	0	0
6	Giovanni MAZZOTTA	0	0	0	0	0	0	0	0	0	0	0	0	0	0
7	Ilaria GIURLANI	0	0	0	0	0	0	0	0	0	0	0	0	0	0
8	Claudio PARISINI	0	0	0	0	0	0	0	0	0	0	0	0	0	0
9	Caterina AGRO'	0	0	0	0	0	0	0	0	0	0	0	0	0	0
10	Giovanni FIORI	0	0	0	0	0	0	0	0	0	0	0	0	0	0
11	Silvia LODA'	0	0	0	0	0	0	0	0	0	0	0	0	0	0
12	Fabio SEBASTIANELLI	0	0	0	0	0	0	0	0	0	0	0	0	0	0
13	Germana BIAGIONI	0	0	0	0	0	0	0	0	0	0	0	0	0	0
14	Sabrina BOSU	0	0	0	0	0	0	0	0	0	0	0	0	0	0
15															
Totale voti di preferenza		0	0	0	0	0	2	0	0	0	0	0	0	0	2


 LISTA N. 11 LA SINISTRA		SEZIONI ELETTORALI													TOTALE
		1	2	3	4	5	6	7	8	9	10	11	12	13	
1	Marilena GRASSADONIA	0	1	0	0	0	0	1	0	0	0	0	2	0	4
2	Marco BENEDETTELLI	0	1	0	0	0	0	0	0	0	0	0	0	0	1
3	Ginevra Roberta BOMPIANI	0	0	0	0	0	0	0	0	0	0	0	1	0	1
4	Stefano CICCONE	0	0	0	0	0	0	0	0	0	0	0	0	0	0
5	Maurella CARBONE	0	0	0	0	0	0	0	0	0	0	0	0	0	0
6	Giovanni DE LUCIA detto Vanni	0	0	0	0	0	0	0	0	0	0	0	0	0	0
7	Ivanilde CARVALHO	0	0	0	0	0	0	0	0	0	0	0	0	0	0
8	Nicola FRATOIANNI	0	0	0	0	0	1	0	4	0	0	0	2	0	7
9	Roberta FANTOZZI	2	1	1	0	0	0	0	3	0	1	0	0	0	8
10	Tommaso GRASSI	0	0	0	0	0	0	0	0	0	0	0	0	0	0
11	Giulia PEZZELLA	0	0	0	0	0	0	0	1	0	0	0	0	0	1
12	Giovanni GUIDI	0	0	0	0	0	0	0	0	0	0	0	0	0	0
13	Elisabetta PEZZINI	0	0	0	0	0	0	0	0	0	0	0	0	0	0
14	Sandro MEDICI	0	0	0	0	0	0	0	1	0	0	0	1	0	2
15	Andrea VENTURA	0	0	0	0	0	0	0	0	0	0	0	1	0	1
Totale voti di preferenza		2	3	1	0	0	1	1	9	0	1	0	7	0	25

 LISTA N. 12 FORZA ITALIA - BERLUSCONI		SEZIONI ELETTORALI													TOTALE
		1	2	3	4	5	6	7	8	9	10	11	12	13	
1	Antonio TAJANI	0	0	2	0	2	0	2	2	3	2	0	1	2	16
2	Alessandra MUSSOLINI	0	0	1	0	1	2	0	2	0	1	0	0	0	7
3	Raffaella BONSANGUE	0	1	0	0	0	0	1	0	0	0	0	0	2	4
4	Giovanni Paolo BERNINI	0	0	0	0	0	0	0	0	0	0	0	0	0	0
5	Salvatore DE MEO	0	0	0	0	0	0	0	0	0	0	0	0	0	0
6	Maria DIMASI	0	0	0	0	0	0	0	0	0	0	0	0	0	0
7	Alessandra FEDUZI	0	0	0	0	0	0	0	0	0	0	0	0	0	0
8	Jacopo Maria FERRI	0	0	0	0	0	0	0	0	0	0	0	0	1	1
9	Salvatore LADAGA	0	0	0	0	0	0	0	0	0	0	0	0	0	0
10	Rita PIERI	0	0	0	0	1	0	0	0	0	0	0	0	0	1
11	Mario RAZZANELLI	0	0	0	0	0	0	0	0	0	0	0	0	0	0
12	Simone REBICHINI detto Ribichini detto Rebechini	0	0	0	0	0	0	0	0	0	0	0	0	0	0
13	Anna Maria Costanza ROZZI	0	0	0	0	0	0	0	0	0	0	0	0	0	0
14	Olimpia TARZIA detta Tarsia	0	0	0	0	0	0	0	0	0	0	0	0	0	0
15	Arianna VERUCCI	0	0	0	0	0	0	0	0	0	0	0	0	0	0
Totale voti di preferenza		0	1	3	0	4	2	3	4	3	3	0	1	5	29

 LISTA N. 13 EUROPA VERDE		SEZIONI ELETTORALI													TOTALE	
		1	2	3	4	5	6	7	8	9	10	11	12	13		
1	Annalisa CORRADO	0	0	0	0	0	0	0	0	0	0	0	0	0	0	0
2	Ferdinando BONESSIO detto Nando	0	0	0	0	0	0	0	0	0	0	0	0	0	0	0
3	Beatrice BRIGNONE	0	0	0	0	0	0	0	0	0	0	0	0	0	0	0
4	Adriano CARDOGNA	0	0	0	0	0	0	0	0	0	0	0	0	0	0	0
5	Elena PULCINI	0	0	0	0	0	0	0	0	0	0	0	0	0	0	0
6	Bengasi BATTISTI	0	0	0	0	0	0	0	0	0	0	0	0	0	0	0
7	Carmela LUONGO detta Carmen	0	0	0	0	0	0	0	0	0	0	0	0	0	0	0
8	Mario CANINO	0	0	0	0	0	0	0	0	0	0	0	0	0	0	0
9	Giuseppe CIVATI detto Pippo	0	0	1	1	0	0	0	1	0	0	0	0	0	0	3
10	Alessandro CRESCENZI	0	0	0	0	0	0	0	0	0	0	0	0	0	0	0
11	Nicoletta DENTICO	0	0	0	0	0	0	0	0	0	0	0	0	0	0	0
12	Caterina DI BITONTO	0	0	0	0	0	0	0	0	0	0	0	0	0	0	0
13	Anna Chiara FORTE	0	0	0	0	0	0	0	0	0	0	0	0	0	0	0
14	Umberto ZIMARRI	0	0	0	0	0	0	0	0	0	0	0	0	0	0	0
15	Cecilia ARMELLINI	0	0	0	0	0	0	0	1	0	0	0	0	0	0	1
Totale voti di preferenza		0	0	1	1	0	0	0	2	0	0	0	0	0	0	4

(a cura del Servizio Sistemi Informativi)

 LISTA N. 14 PIU' EUROPA - ITALIA COMUNE		SEZIONI ELETTORALI													TOTALE
		1	2	3	4	5	6	7	8	9	10	11	12	13	
1	Emma BONINO	0	2	0	3	1	0	3	0	2	4	2	0	0	17
2	Marco TARADASH	0	0	0	0	0	0	0	0	1	1	0	0	0	2
3	Costanza HERMANIN DE REICHENFELD detta HERMANIN	0	0	0	0	2	0	0	0	0	0	0	0	0	2
4	Riccardo TRAVAGLINI	0	0	0	0	0	0	0	0	0	0	0	0	0	0
5	Niccolo' RINALDI	0	0	0	0	0	0	0	0	0	1	0	0	0	1
6	Carlotta CAPONI	0	0	0	0	0	0	0	3	0	0	0	3	0	6
7	Francesco MINGIARDI	0	0	0	0	0	0	0	0	0	0	0	0	0	0
8	Laura SERVA	0	0	0	0	0	0	0	0	0	0	0	0	0	0
9	Stefania MONTEVERDE	0	0	0	0	0	0	0	0	0	1	0	0	0	1
10	Mattia MORBIDONI	0	0	0	0	0	0	0	0	0	0	0	0	0	0
11	Silvja MANZI	0	0	0	0	0	0	0	0	0	0	0	0	0	0
12	Marco DE ANDREIS	0	0	0	0	0	0	0	0	0	0	0	0	0	0
13	Gianfranco SPADACCIA	0	0	0	0	0	0	0	0	0	0	0	0	0	0
14	Stefania SCHIPANI	0	0	0	0	0	0	0	0	0	0	0	0	0	0
15	Ettore TOGNERI	0	0	0	0	0	0	0	2	0	0	0	1	0	3
Totale voti di preferenza		0	2	0	3	3	0	3	5	3	7	2	4	0	32

 LISTA N. 15 PD - SIAMO EUROPEI		SEZIONI ELETTORALI													TOTALE
		1	2	3	4	5	6	7	8	9	10	11	12	13	
1	Simona BONAFE'	51	28	17	24	12	12	20	15	23	14	16	24	5	261
2	David Maria SASSOLI	5	7	7	5	2	6	6	4	10	1	11	13	5	82
3	Roberto GUALTIERI	3	1	0	1	0	0	0	0	4	2	0	3	1	15
4	Camilla LAURETI	0	1	0	0	0	0	0	1	0	0	0	0	0	2
5	Pietro BARTOLO	4	9	4	7	3	0	6	1	3	2	4	6	3	52
6	Beatrice COVASSI	0	0	0	0	0	0	1	0	0	0	0	1	0	2
7	Nicola DANTI	23	12	8	15	5	13	12	13	15	6	12	9	0	143
8	Bianca VERRILLO	0	0	0	0	0	1	0	1	0	2	0	0	0	4
9	Angelo BOLAFFI	0	0	0	0	0	1	0	0	0	0	0	0	0	1
10	Alessandra NARDINI	10	8	11	6	2	6	8	1	14	3	8	11	6	94
11	Mamadou SALL	0	1	0	0	0	2	1	1	1	0	0	1	0	7
12	Lina NOVELLI	0	0	0	0	0	0	0	0	0	0	0	0	0	0
13	Massimiliano SMERIGLIO	0	0	1	3	0	0	1	0	0	0	0	0	0	5
14	Alessia CENTIONI	0	0	0	0	0	0	1	0	0	0	0	1	0	2
15	Olimpia TROILI detta Olimpia	0	0	0	0	0	0	0	0	0	0	0	1	0	1
Totale voti di preferenza		96	67	48	61	24	41	56	37	70	30	51	70	20	671

(a cura del Servizio Sistemi Informativi)